



# The Cutting Edge

Monthly Newsletter of the Ottawa Lapsmith and Mineral Club

## In this month's Newsletter:

President's Message	p. 1
News and Meetings	p. 2
News Of the World	p. 3
Scanographic Art	p. 4
Safety in Your Home Workshop	p. 5
Diquís Spheres	p. 7
Gold Smugglers Caught	p. 8
Meeting Schedule	p. 8
Classified Ads	p. 9
Membership form	p. 10

**Workshop Address:**  
P.O Box 59028 Alta Vista  
Ottawa, ON K1G 5T7  
**Phone:** 613-850-5486

**Website:**  
<https://olmc.ca>

**Facebook:**  
<http://www.facebook.com/OttawaLapsmithMineralClub>

## President's Message

The club is pursuing a full-sized Ottawa show at the Nepean Sportsplex Sept 16-18. The curling rink is booked. Dealer contracts have gone out. There will be a call for volunteers later in the year. After a successful Ottawa show, we will start to look around for a new club workshop.

As part of show preparations, the club storage locker must be reorganized. It is currently a haphazard mess. There will be a reorganizing party on Saturday May 7, 12-3 PM, at the Dymon storage facility on Auriga Drive, locker 309. All volunteers are welcome.

Other shows are coming back to life:

- Norwood, Ontario (aka Peterborough show) - May 28-29
- Sudbury, Ontario - July 15-17
- Bancroft, Ontario (aka Gemboree) - July 28-31
- Montreal show (French club) - September TBA at the Center Pierre-Charbonneau

The OLMC will have a presence at the Norwood show. Anyone who would like to help me man the club table on one or both days is welcome. This is not a members sale table.

The OLMC will host field trips in July or August. There is no schedule yet.

Carleton University is looking for a large supply of uncut geodes from anywhere, preferably hollow, suitable for children. Anyone who has a stash to sell or get rid of can contact me.

2022 membership dues were due February 1.

Kerry Day  
OLMC President

All members are invited to submit articles, proposals, and thoughts that could be included in the newsletters. Also, feel free to send your Classified ads by e-mail to: [news@olmc.ca](mailto:news@olmc.ca)

## MIG ONLINE Meeting

**Date:** May 23 at 7:00 pm.

**Guest speaker:** Dr. Paula Pilonen

**Topic:** Mineralogy of the Mount Mather Creek (BC) carbohydrothermal sodalite deposit

OLMC members can join the Mineral Interest Group and receive invites to the meetings.

Contact John Montgomery

[montgomeryjr50@gmail.com](mailto:montgomeryjr50@gmail.com)

## Donations and Sales

The club has a **GoFundMe** page, if anyone wants to donate to on-going storage costs and for the future workshop rent. We very much appreciate donations.

<https://www.gofundme.com/f/help-the-ottawa-lapsmith-and-mineral-club>



Ottawa Lapsmith & Mineral Club presents...

**OLMC On-Line Auction**  
**May 7 - 14 Spring Cleaning**

<https://32auctions.com/OLMCMAY2022>

**Featuring:**

- Unique and beautiful jewellery made by club members
- Selected minerals and lapidary rough

Local pick-up is free, \$20 delivery charge for shipping  
Details will be posted on the club website <https://olmc.ca>

Anyone can bid ~ or ~ "buy it now"!



**Auction URL is subject to change. Official URL will be announced in an e-mail.**

## OLMC AGM in May

The OLMC will hold the Annual General Meeting on Thursday, May 12, at 7:00 p.m., on Zoom. The URL will be sent by e-mail to all active members.

Club financial documents will be distributed by e-mail to club members, also.

The AGM is also the time for present members to vote for a Executive Committee (president, vice-president, treasurer, secretary) from the list of nominees. Any active club member can be nominated.



## Courses for Beginners

Janet Borzecki is hosting silversmith training for OLMC members over Zoom. If you want to attend, send an e-mail to [news@olmc.ca](mailto:news@olmc.ca), which will be forwarded to her.

Loretta Glass Studio opened a new metalsmithing/silversmithing workshop at 131 Loretta Avenue N in Ottawa. They have a studio for resident artists who work with various media. They offer frameworked glass classes, including glass beadmaking, glass sculpture, borosilicate glass blowing and more. Also, they are looking for silversmithing instructors.

Contact them at (613) 297-0888.

## 54<sup>th</sup> Annual OLMC Gem Show Sept. 17-18, 2022

*We are currently seeking new vendors for our 2022 show!!*

New vendors are invited depending on the products they sell and the show's balance of product variety in each of the following categories:

- Minerals/Rock specimens / Mineral-related products
- Fossils
- Lapidary materials / Stone carving / Lapidary work
- Jewelry / Metal work/ Jewellery findings
- Faceted & polished gems
- Beads / Bead work / Bead findings

We are particularly interested in hearing from you if you offer goods and services in:

- Lapidary supplies & equipment
- Stone carving / sculpture
- One-on-a-kind handcrafted products (by seller/artist) related to lapidary and minerals

Table rental: Our sale table is 6 ft x 30 inches, and rental fee is \$175 (+HST) per table. Backup table is \$30 and for storage only.

If you wish to participate our show this year, please email us along with the following info:

- The products you sell (please provide pictures or an URL where we can review your products i.e. website, facebook page etc.)
- The number of sales tables and back-up tables you prefer
- Your contact / business info (i.e. name, phone number, address, email etc.)

Space availability is on a first come first serve basis.

Contact:

Vema Ho

Dealer Chair

[dealerchair@olmc.ca](mailto:dealerchair@olmc.ca)

Ottawa Lapidary and Mineral Club



### Call for Volunteers!

It is time to consider helping out the club and volunteering for some aspect of the show.

Having enough or, even better, a surplus of volunteers allows the show committee to hold demonstrations, support the vendors and academic partners, and provide a safe and welcoming environment for shoppers and hobbyists alike. Contact [showchair@olmc.ca](mailto:showchair@olmc.ca). Just two hours of your time is all we ask, though more would be super.



## Ohio's Hopewell Earthworks Nominated for World Heritage

The U.S. Department of the Interior submitted the Hopewell Ceremonial Earthworks World Heritage nomination to UNESCO on March 24. It will be considered in the summer of 2023.

The Earthworks is a group of eight archeological sites in Ohio, and is the largest set of geometric earthen enclosures in the world. They were built 1,500 to 2,200 years ago

during the middle Woodland periods by aboriginals now referred to as the Hopewell culture. They were built on an enormous scale using a standard unit of measure, forming precise squares, circles, and octagons as well as a hilltop sculpted to enclose a vast plaza.

At present, the property is leased by the Moundbuilders Country Club for use as a golf course. They are appealing court rulings allowing Ohio History Connection to reclaim property by eminent domain.

<https://www.newarkadvocate.com/story/news/2022/03/24/us-submits-hopewell-earthworks-nomination-world-heritage-list/7158539001>

---

## Hittite-era bracelet Found in Turkey's Çorum

A farmer plowing his field in Turkey's central Çorum province discovered a rare 3,300-year-old ancient bracelet from the Hittite era.

The bracelet was deformed when it was brought to the museum and some of its pieces were missing, but museum staff restored it. The piece was put in the collection of the Çorum Museum in late March. The bracelet is made of bronze, nickel, silver and gold. It is covered with depictions of Hittite symbols, including imagery of the Hurrian goddess Shaushka and Ninatta and Kulitta.

Resul Ibiş, an archaeologist at the museum, said "After initial evaluations, we realized that this piece is unprecedented and we've never seen anything like this before." He added that the bracelet is from the 13th century B.C., and that there are very few pieces of Hittite-era jewelry.

Çorum is home to the ancient Hittite city of Hattusa, capital of the Hittite Empire in the late Bronze Age. Today it is a major tourist destination in Turkey, and it is also on UNESCO's World Heritage List. The city features an open-air museum with 6-kilometer-long city walls, monumental city gates, a 71-meter-long underground passage, the Hittites palace in Büyükkale, thirty-one unearthed temples and ancient wheat silos.

<https://www.dailysabah.com/life/history/farmer-discovers-rare-hittite-era-bracelet-in-turkeys-corum>

---

## Video: marble quarrying in the Italian Alps

"Il Capo" is a short video showing a work crew carving blocks of marble from a mountain side.

[https://youtu.be/du9\\_Kn2y2VA](https://youtu.be/du9_Kn2y2VA)

## Scanographic Art by Richard Robesco



*LITHOS No. 1, @2019, Richard Robesco*



*LITHOS No. 2, @2019, Richard Robesco*

These two images, taken from his yet unfinished series entitled “LITHOS”, are a sample of enhanced scanographs produced by Richard Robesco from stones loaned to him by the Ottawa Lapsmith and Mineral Club. Robesco is a prolific local visual artist who was invited in 2019 by DAÏMÓN (an artist-run centre in Gatineau, Quebec) to complete a month-long artistic residency. Robesco spent that month exploring the symbolism and aesthetics of certain stones, through the high-resolution scanning of rock samples, in order to produce unusual and intriguing large-scale prints. Rock art, including sculptures, petroglyphs and other types, has long been associated with humankind's rich spiritual and cultural heritage. Robesco may be using a more contemporary means of expression, but the symbolism of stones and their use as subject matter in art goes back to ancient times and will no doubt continue forever.

One of these images will be shown at a group art exhibition at the AXENÉO7 art gallery (<https://axeneo7.gc.ca/en>) from 19 May to 1 June 2022. The Centre d'artistes AXENÉO7 is located at 80 rue Hanson, in Gatineau, Québec.

You can view a selection of Richard Robesco's other works and read about his exhibitions and biography by visiting his website at [www.richardrobesco.com](http://www.richardrobesco.com)

# Safety in Your Home Workshop

From the Meeting of Silversmiths on 2021-06-29



## Mindfulness and Cleanliness

Be mindful of everything going on in your shop. Be aware of what is turned on and running, what is hot or being heated, what containers are open. Stay focused on whatever task you are doing. If you are tired, take a break or stop working.

Keep your work space clean and organized. A wooden bench can get burned by fire or acid. A metal cover can prevent this, and it is easy to clean.

Have good lighting so that you can see what you are doing. Have a flashlight handy to help you find things that drop on the floor. A magnet will help pick up some metals, but not silver and copper because they are not magnetic.

## Proper Ergonomics

Sitting for a long time is hard on your body. Get up and move every 15 or 20 minutes. Working while standing is helpful.

Hold your hammer properly, at the end of the handle which is designed for your hand. Hammer strength and accuracy comes from the shoulder and whole arm, not the wrist.

When sawing metal, the height of bench pin should be about chest height, and comfortable. Use arm rests on your chair or arm supports to remove pressure from your shoulders, neck and back when holding up your arms.

Do not use a death grip on the saw handle. Use the whole saw blade up and down, not just a little part. You will saw more quickly and more comfortably. Avoid carpal tunnel syndrome.



## Ventilation and Fume Dilution

An important characteristic of your workspace is the quantity of air exchange or ventilation. A larger space makes it easier to dilute fumes to a harmless level, but it still should have good ventilation. It does not need to be an expensive system, but it must be effective. Even a fan behind you or in front of you to blow bad air away and opening a window can do it.



## Lung Protection

Wearing a mask is not necessarily enough to completely mitigate toxic fumes, but it can help. There are several options. N95 is a great choice (about \$2 per mask). A is better than N95 (check out your local welding shop or ULine); it's good enough for welding, so it's good enough for silversmithing. You can also get a small soldering filter meant for professional soldering stations, which can take a HEPA filter. The filter must be within 6 inches of your work space

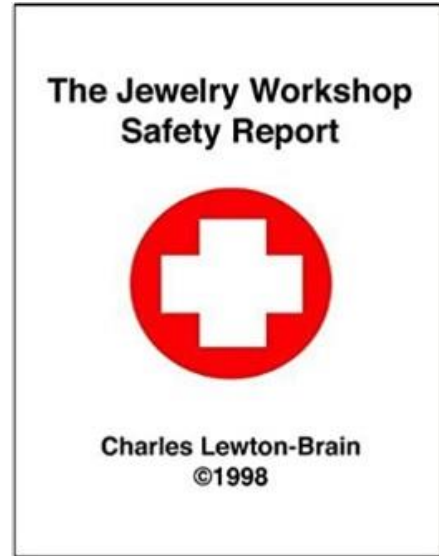
Protect your lungs, especially if soldering (metal, flux), using pickle or any chemicals. Do not quench in your pickle. All pickles are acids, and the fumes can damage your lungs, and splashes can damage your skin. Also, when heating pickle for use, remember that a little pot has a small surface for evaporation., but it can boil away quickly.

Dust is another serious concern, especially metal dust from sawing and filing. Polishing units create a lot of dust. Hand polish using sandpaper and water will result in almost no airborne dust.

### More About the Dangers of Pickle

You cannot dispose of pickle down the sink or in a regular landfill after use because it will contain dissolved metal and is very harmful to marine life. It needs to be handled as toxic waste and disposed of accordingly.

Give yourself a reminder that your pickle is being heated - play music, or turn on a special light, or run a timer



*"The Jewelry Workshop Safety Report" by Charles Lewton-Brain. At 224 pages, this book is a comprehensive resource and explains a lot.*



### Eye Protection

Glasses or safety glasses or goggles are a must-have. It is highly recommended when drilling or polishing or doing any work that could result in metal shards flying towards your face. Keep a squeeze bottle full of fresh water to wash your eyes in case you get chemicals in them.

### Ear Protection

Protect your hearing with earplugs or earmuffs, found in hardware stores. Ear plugs come as pairs of little plugs that fit into your ear. They may be part of a unit that fits around your neck or around your head. Hammering with a metal hammer on a metal sheet on a metal block without protection will damage your hearing.

### Hair Protection

Use cloth bands or plastic bands to tie your hair back. If a rotary tool catches hair, it can rip it right out. can rip it out. The same precaution applies to clothing such as hoodies with dangling cords or jewellery.



### Designated Clothing

A lab coat or apron is great to wear in the studio. Always wear natural fibers, especially when working with fire. Cotton will singe or smolder, but synthetic fibers will melt into your skin.


Have a pair of shoes (could be slip-ons) specifically for the workshop to prevent tracking dust and bits of metal and broken saw blades around the house. Do not wear sandals! It is a good idea to have a mat at the entrance to the room to wipe the shoes.

Wear gloves when you are handling your metals. Filing copper and getting it on your hands makes it easier to accidentally ingest it. Silver is a little less so, but it is still a hazard. Nitrile gloves are snug, and they will simply tear if caught in machinery or anything spinning. Finger cots are another excellent cheap, non-slip protection for your fingers during sawing, especially when sawing copper.

### Working with Fire and Electricity

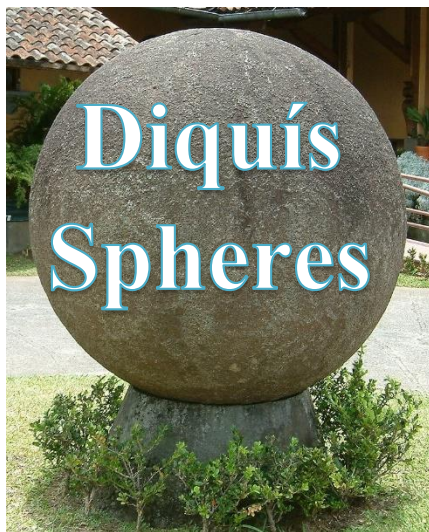
In any place where you work with open flame, keep a fire extinguisher and be familiar with how to use it. Plus, make sure it is inspected periodically. Check all gas lines with soapy water to make sure there are no leaks. Small butane torches are not that risky, but it's still a good idea to check. Store torches and gas containers separately, and maybe in a bin so they stay upright.

Connect all machines to a power bar or circuit that can be controlled by one convenient switch. In an emergency, you won't have to search around for the right power cord to pull, or reach over running machinery to disconnect power.



### Material Safety Data Sheets

MSDS sheets are available online ([www.msds.com](http://www.msds.com)). They list dangers of chemicals and how to deal with the hazards. It can be scary reading, but keep in mind sometimes large quantities of a chemical are needed to create a significant danger.



Over 300 petrospheres can be found on the Diquís Delta and on Isla del Caño in Costa Rica. The spheres are attributed to the extinct Diquís culture of the Isthmo-Colombian area, so they are sometimes called the Diquís Spheres.

They range in size from a few centimetres to over 2 metres in diameter, and weigh up to 15 tons. Most are sculpted from gabbro stone from nearby hills. There are about a dozen made from shell-rich limestone, and another dozen made from sandstone. They appear to have been made with varying amounts of skill by hammering natural boulders with other rocks, then polishing with sand. They have been dated to the Aguas Buenas Period (300–800 CE) and Chiriquí Period (800–1550 CE).

It is thought that these spheres were placed in lines leading to the houses of chiefs, but their meaning is not certain. Some archaeologists hypothesise that the spheres could represent solar systems, or various stages of the sun and the moon as viewed with the naked eye.

The spheres were discovered in the 1930s as the United Fruit Company was clearing the jungle for banana plantations. Some were damaged during the work. Inspired by stories of hidden gold, workmen began to drill holes into the spheres and blow them open with sticks of dynamite before authorities intervened. A lot of the spheres ended up as lawn decorations.

[https://en.wikipedia.org/wiki/Stone\\_spheres\\_of\\_Costa\\_Rica](https://en.wikipedia.org/wiki/Stone_spheres_of_Costa_Rica)



**Contact:**

**President**  
Kerry Day  
[pres@olmc.ca](mailto:pres@olmc.ca)

**Vice-President**  
Matthew Poirier  
[vicepres@olmc.ca](mailto:vicepres@olmc.ca)

**Secretary**  
Bob Boisvert  
[sec@olmc.ca](mailto:sec@olmc.ca)

**Treasurer**  
Rita Hudec  
[treasurer@olmc.ca](mailto:treasurer@olmc.ca)

**Workshop Chair**  
Jean-Guy Bradette  
[workshop@olmc.ca](mailto:workshop@olmc.ca)

**Membership Chair**  
Nathalie Bourget  
[memberchair@olmc.ca](mailto:memberchair@olmc.ca)

**Show Chair**  
Stéphane Jetté  
[showchair@olmc.ca](mailto:showchair@olmc.ca)

**Newsletter Editor**  
Eric Clara  
[news@olmc.ca](mailto:news@olmc.ca)

**Auction Team**  
[auctions@olmc.ca](mailto:auctions@olmc.ca)

## Gold Smugglers Caught at Indian Airports

A man at the airport in Jaipur was spotted acting "suspiciously" and ended up being caught concealing nearly 791 g of gold worth around CDN\$70,000 in his rectum. According to the airport officials, "a personal search was carried out" and officers discovered some transparent polyethylene capsules wrapped containing metal granules of 99.50% pure gold.











A similar incident happened the same day at Indira Gandhi International airport in New Delhi, where a man was arrested by customs officials while attempting to smuggle gold valued at more than CDN\$50,000.

The man who was apprehended as he arrived from Abu Dhabi on April 25. He used a pouch underneath his wig to hide the gold and was also had two capsule-like pouches concealed in his rectum.

Watch the video from Deli Customs of the man's wig being pulled back to reveal the hidden gold: <https://twitter.com/timesofindia/status/1516795494541840386>

<https://www.indy100.com/news/man-smuggled-gold-bum-arrested-airport>

## OLMC Meeting Schedule

May 2022						
Sunday	Monday	Tuesday	Wednesday	Thursday	Friday	Saturday
1	2	3 	4	5	6	7
8 	9	10 Silversmith video call 19:00	11	12 	13 	14
15	16 	17 	18 	19	20	21
22 	23 MIG video call time 19:00	24 Silversmith video call 19:00	25 	26	27	28
29	30	31 				

## OLMC Classified Ads

**Can't find the right piece of jewellery?**  
Come create something unique!  
We have everything!



*Canada Beading Supply*

Serving customers for over 30 years  
Your dream. Our beads. We help!

190 Colonnade Rd. S. Unit 8B, Ottawa  
613-727-3886 (800-291-6668)  
www.canbead.com



## Pargem Designs

Your source for **hand-crafted wire-wrapped gemstone jewelry** made with 925 Sterling Silver & 14kt Gold Filled Wire, and of quality

**Over 100 different hand-cut natural gemstone cabochons to choose from!**

**38 years of lapidary experience**

Visit my Etsy web page  
[etsy.com/ca/shop/PargemDesigns](https://www.etsy.com/ca/shop/PargemDesigns)

Contact me directly at:  
[pargem.designs@gmail.com](mailto:pargem.designs@gmail.com)



**Ottawa Lapsmith & Mineral Club presents...**

**Ottawa Gem, Mineral & Jewellery Show and Sale**

**Sat. Sept. 17 10:00 to 6:00**  
**Sun. Sept. 18 10:00 to 5:00**

Nepean Sportsplex Curling Rink  
1701 Woodroffe Avenue, Nepean  
\$8 Entrance Fee  
Free Entrance for Children Under 12

**Free Parking**  
**Door Prizes**  
**Demonstrations**  
**Mineral ID**



<https://olmc.ca>

# OLMC Membership Application

New Membership <input type="checkbox"/>	Membership Renewal <input type="checkbox"/>
Individual - \$20 <input type="checkbox"/>	Family (2+ persons in the same residence) - \$30 <input type="checkbox"/>
Other Services:	
<input type="checkbox"/>	Annual workshop access fee: \$90 per year (replace workshop usage fee of \$3/visit)
<input type="checkbox"/>	Newsletter advertisement: \$25 per year for members Ten quarter pages per year over ten newsletters, which can be combined for fewer, larger ads. Businesses wishing to advertise in the newsletter pay \$55 (family membership + advertising fee)
<input type="checkbox"/>	Locker Fee: \$25 per year (depends on locker availability)
<input type="checkbox"/>	Cabochon Course: \$60 – <b>required for all members who want to use the lapidary machinery.</b> More information can be found at <a href="http://www.olmc.ca">http://www.olmc.ca</a>
Names(s): _____	
Address: _____	
City: _____	Province: _____
Postal Code: _____	Telephone: _____
Please specify how you would like to receive OLMC’s newsletter:	
<input type="checkbox"/>	By e-mail _____
<input type="checkbox"/>	By mail _____
Do you require a receipt? <input type="checkbox"/> Yes	
Payments are payable <a href="#">by cash, cheque or E Transfer</a> to <b>Ottawa Lapsmith and Mineral Club</b> .	
Please mail your membership form and fees to: <b>Ottawa Lapsmith and Mineral Club</b> <b>P. O. Box 59028 Alta Vista, Ottawa, On K1G 5T7</b> <i>Please note that all membership information is used only for administrative purposes.</i>	
<b>Administration use only:</b>	
Card provided: <input type="checkbox"/> Yes	Supervisor signed: <input type="checkbox"/> Yes      Date: _____
You can also go on our Facebook page: <a href="#">OttawaLapsmithandmineralclub</a>	