



# The Cutting Edge

Monthly Newsletter of the Ottawa Lapsmith and Mineral Club

## In this month's Newsletter:

- Member Chair Message p. 1
- Club News p. 2
- News Around the World p. 3
- Braganza "Diamond" p. 5
- Great OLMC Silversmiths Challenge #7 p. 6
- Meeting Schedule p. 10
- Membership form p. 11

## Member Chair's Message

Thank you to everyone who answered the survey. It was great to hear your thoughts about how the club can serve you better.

32 members answered about meetings.

- 20 members said "yes", and 3 of them prefer online meetings
- 11 said "no" because of health situation or geographic distance
- 1 is a new member with no opinion

### Meeting Frequency

Once a month: 11      Every two months: 4

### Subjects of interest for members

- Rock Swap
- Gem identification
- Collecting specimens for display
- Polishing stones
- Auction between participating members
- Display of members' work
- Workshop Activities: cabochon, carving, silversmith, faceting, etc.
- Build a collection
- Pricing items for sale

People suggested a variety of places for in-person meetings. The club executive committee will search for an appropriate place to book.

The survey results have been reviewed by the Executive Committee, and they agreed that there should be meetings. In January, an e-mail will be sent to all members of the club announcing our first in-person meeting of 2023.

Nathalie Bourget  
OLMC Member Chair

### Workshop Address:

P.O Box 59028 Alta Vista  
Ottawa, ON K1G 5T7  
Phone: 613-850-5486

### Website:

<https://olmc.ca>

### Facebook:

<http://www.facebook.com/OttawaLapsmithMineralClub>

**Reminder:** Membership cards that were purchased before 2022 will expire on December 31. Please renew your membership before January 31, so you can keep receiving announcements, invites, and the newsletter.

All members are invited to submit articles, proposals, and thoughts that could be included in the newsletters. Also, feel free to send your Classified ads by e-mail to: [news@olmc.ca](mailto:news@olmc.ca)

## No MIG Meeting in December

Thank you all for attending this year's meetings.



## WANTED

16" or larger vibratory/reciprocating flat lap in good condition. Please send photo and details to [rhbeckett@bell.net](mailto:rhbeckett@bell.net) or text to 705-740-4530.

## Club members meet and talk rock

On November 11th, five of us gathered at the Walter Baker Park in Kanata for a casual "rock talk".

We crammed together on a picnic table and reminisced about field trips, the unakite road cut location, heard Colin's fascinating travel stories and about the Tuscon show, and shared cabbing techniques and lapidary tips. Did you know you can use a file to get a precise sized cab to fit into a bezel?

Doug brought along his collection of apatite and told us about his trip to Lake Michigan, Robert scored some pretty yellow calcite from Judy, who brought some specimens from Parsborro, Nova Scotia, which stimulated an interesting discussion on the formation of crystals. Tanya's stash of rocks continued the game of "what's this rock". Colin brought his beautiful collection of cabs for us to admire.

Please join "Ottawa Lapidary" on Facebook if you would like to meet other like-minded folks, engage in lapidary discussions, post pictures of your work, and join future meet ups.

Photos: top right **Flourite**, bottom right **Quartz Pseudomorphs**



## On-Line auction pick-up and delivery

Thank you to the Auctions Committee for organizing the auction Nov.19 – Dec. 3. Bidders can arrange a pick-up of purchased items by e-mailing [pres@olmc.ca](mailto:pres@olmc.ca). Items are stored at 101 Promenade Avenue, Nepean, Ontario. If items should be shipped (non-mechanical items only), then send the club \$20 first, plus all of the details of the shipment.

**Can't find the right piece of jewellery?**

Come create something unique!

We have everything!



**Canada Beading Supply**

Serving customers for over 30 years.

Your dream. Our beads. We help!

190 Colonnade Rd. S. Unit 8B, Ottawa

613-727-3886 (800-291-6668)

[www.canbead.com](http://www.canbead.com)



## Sapphire size of 'small child's fist' found in Queensland

While out on an evening walk around his mining claim near Rubyvale in Queensland, Australia, a man found an 834-carat sapphire washed out by recent rains.

Matt Betteridge found the stone in September in one of the largest sapphire-bearing regions in the world.

The stone contains some crystal that could be cut into jewellery. After getting it valued, Mr. Betteridge decided to keep the stone in one piece to show its full size, and display it during the region's annual Festival of Gems.

<https://www.abc.net.au/news/2022-10-23/queensland-rain-reveals-834-carat-sapphire-at-gemfields/101522116>

## Ancient comb found with anti-lice message

Israeli archeologists announced the finding of an ancient Canaanite comb dating from 3,700 years ago. Carved into it is the oldest known full sentence in Canaanite alphabetical script.

The translated inscription reads: "May this tusk root out the lice of the hair and the beard."

The ivory comb was excavated in 2016, at the archaeological site of Tel Lachish, in southern Israel. No one noticed the words until last year.



*3,700 year old Canaanite ivory comb; photo courtesy of the Israel Antiquities Authority*

<https://www.aol.com/news/israeli-archeologists-ancient-comb-full-110746538.html>



*The pumpkin spice ring from Angelic Diamonds. Get it while supplies last.; Courtesy of Angelic Diamonds*

## The future is pumpkin spice

Jeweller Angelic Diamonds created an autumn-themed engagement ring, and is selling it for USD \$11,000. The company promotion says, "The perfect pairing to level up your coffee cup selfies, the world's first Pumpkin Spice Latte Ring is designed to add a little spice to proposals and jewellery collections this season."

The ring features a central cluster of diamonds shaped to evoke whipped cream on top of orange sapphires in a cup-shaped claw. More white diamonds, orange sapphires and emeralds decorate each side of the rose gold band.

It comes in a Pumpkin Spice Latte Ring box with a pumpkin spice-scented interior, a cardboard coffee cup wrap, and a pumpkin-shaped latch.

<https://www.angelicdiamonds.com/pumpkin-spice-latte-ring.html>



*Ho-Chunk Nation President Marlon WhiteEagle touches a just-recovered 3,000-year-old dugout canoe; Credit: Mark Hoffman/Milwaukee Journal*

## Great Lakes oldest canoe found

An archeological team pulled the remains of a 3,000-year-old dugout canoe from Lake Mendota, Wisconsin. The white oak canoe is 1,000 years older than the previous oldest canoe found in the Great Lakes region.

Tamara Thomsen, who found the boat during recreational scuba diving, also found a 1,200-year-old white oak canoe containing fishing tools last November, just 30 meters from the latest find.

The people who lived along the shores of Lake Mendota are the predecessors of the Ho-Chunk Nation. The sophisticated design of the canoe suggests that it is not a first attempt.

The recovered canoe dates to the Late Archaic period, before farming and pottery were introduced, and before the construction of large,

earthen effigy mounds that dot the landscape around Madison.

<https://www.jsonline.com/story/news/local/2022/09/22/3-000-year-old-canoe-found-wisconsins-lake-mendota/8065502001/>

## Ancient stone spheres may be from Greek board game

Theories abound for collections of small spheres found at sites on Santorini, Crete, Cyprus, and other Greek Islands. A recent study in the September edition of the Journal of Archaeological Science makes the case that they are playing pieces or counters for a game.


The science team examined common features on 700 stones that from around 4,500 to 3,600 years old found at the Bronze Age town of Akrotiri, on Santorini.

The stones are in various colors and made from different materials. Also in Akrotiri and in other settlements across the Aegean, there are stone slabs with shallow cup marks where the spheres could have sat or been placed.

Top photo: The kernos (slab with cup marks) at the square of the House of the Benches; Credit Dr. Konstantinos Trimmis

Bottom photo: Groups of spheres from Akrotiri; Credit Dr. Konstantinos Trimmis

<https://phys.org/news/2022-09-stone-spheres-ancient-greek-board.html>



## ◆◆◆◆◆ The Braganza “Diamond” ◆◆◆◆◆

<https://ruigalopim.com/portuguese-royal-jewellery> <https://victoriafinlay.com/2010/12/18/topaz-story/>

The colourless Braganza (or “Braganza”) “Diamond” is said to have been discovered in Minas Gerais, Brazil, around 1790. It was named for the dynastic name of king D. João VI. When Brazil was a Portuguese colony, the discovery of diamonds and gold lured many adventurers to the area. Mining became tightly controlled. Large precious stones usually ended up in the crown jewels of the Portuguese Monarchy.

According to myth, three criminals living in exile in Brazil, were trying to make a living in the wilderness by panhandling for gold in the Abaeté River. They found a large transparent stone in the river. Hoping it would be a diamond they could use to pay for their freedom, they asked a priest to contact the governor who hired a jeweller who determined it was a diamond. The men were pardoned, and the stone went to the Royal Treasury.

There are no pictures of the stone from that time. Various accounts report different weights, from 1,640 to 6,400 carats. It is said that the king wore the stone as a rough suspended gem, and it was rumoured that he kept it in a locked cabinet. After his death in 1809, a search for

the Braganza came up empty. The stone had disappeared!

At the time of its discovery in the 18<sup>th</sup> century, the stone was described as a large alluvial diamond. Later scholars have claimed it to be more likely a topaz. A modern study of the Portuguese Royal Treasuries at the Royal Palace of Ajuda in Lisbon, revealed a very large, light greenish blue rounded mineral specimen, identified as beryl and weighing 342 grams (1710 carats). Now some scholars say this beryl may be the missing Braganza.



SilviaFindings has been a manufacturer of sterling silver and gold settings since 2004. We have a large variety of settings in various designs, shapes, and sizes for earrings, pendants, rings, and bracelets.

After you buy a gemstone, you may want to have your stone set to create a unique piece of jewellery. We have the expertise to provide suggestions on which setting is the right setting for your stone.

We also offer affordable custom-made jewellery services for stones that have unique shapes and dimensions, with no minimum purchase requirement and for a guaranteed unbeatable low price!

*SilviaFindings Team*  
★★★★★

SilviaFindings fabrique des montures en argent sterling et en or depuis 2004. Nous disposons d'une grande variété de montures de différents modèles, formes et tailles pour boucles d'oreilles, pendentifs, bagues et bracelets.

Après avoir acheté une pierre précieuse, vous voudrez peut-être faire sertir votre pierre pour créer un bijou unique. Nous avons l'expertise nécessaire pour vous suggérer la monture qui convient le mieux à votre pierre.

Nous offrons également des services abordables de bijouterie sur mesure pour les pierres qui ont une forme et des dimensions uniques, sans obligation d'achat minimum et pour un prix bas garanti imbattable!

*L'équipe SilviaFindings*



228-13986 Cambie Road,  
Richmond, BC V6V 2K3



778-982-6689  
info@silviafindings.com  
www.diyjewellery.com  
www.custommadejewellery.ca



*Not the Braganza; photo Wikimedia*

# The Great OLMC Silversmiths

## Jewelle<sup>R</sup>,y Making Challenge



**Vera Rehill:** For the short time I was lucky to see and learn from Karl at our Jewellery Zoom Meetings, he was a great inspiration and is very much missed. So, in true Karl ‘MacGyver’ style:

3-D printed Center Finder ‘Karl MacGyver’ Jig: \$0.00  
 ‘Karl MacGyver’ Shield for Dremel Drill Press: \$1.25



**Karl Robert Schutt**  
 1942-2022  
*Rest in peace*  
*our dear friend and mentor*

**Judy Courteau:** In honour of Karl though I’m sharing a picture of the bracelet I sweat-soldered in his silversmithing class; 1995 or 96 I think, at a high school near Pinecrest. My turntable is constructed from the plastic ring and glass plate from a discarded microwave, topped with an aluminum serving tray found in a freebie bin, topped with bricks. The charcoal is from a partly burned log found in the bush.



**Hélène Watelle:** I started jewellery making in 2008 with a class at Algonquin which Karl was teaching. The first ring design needed some silver balls.

When I fabricate a viking knit, I needed a draw plate with decreasing holes. Making it out of polyethylene (shop scrap) doesn't mar the metal.



**Angèle Aubin:** From 2001 to 2004 (ish), I took a series of basic silversmithing courses taught by Karl at Brookfield High School. My very first project was a basic ring with a red jasper cabochon and the course was called Rings and Things. I never made rings after that, aside from a few adjustable wire bands. This challenge was a good opportunity for me to get over my mental block and pull out my dusty old notes from a few decades ago. Among many other tools, I used my absolute favourite file of all time in making this project – a 6-inch half-round bastard file from Princess Auto. It can be yours today, for the low “Karl-approved” price of \$7.99! Thank you, Karl, for your wisdom, kindness, inspiration, and generosity. You will be greatly missed.



**Sushila Raju:** The bead was done with a toothpaste tube squeezer dispenser. The bangle was formed using weights, can make hexagon rings and earrings with smaller make-do mandrels.

**Mary Laurenzio:** I took 2 classes with Karl around 10 years ago. One was a workshop in precious metal clay and the other was a beginner silversmith course where we designed a piece using copper and silver. My first mixed metal project for Karl: A large copper cup with silver detail. I went back to mixed metal work and created a copper pendant with reticulated silver. It's quite different to anything I usually create.




**Joy McDonell**





**Janet Borzecki:** These earrings are made from a piece of walrus tusk Karl gave me and challenged me to make something with. It sat in my tool box for years until this challenge when I had the idea to cut it in half for hoops. The stone setting is one of the first things I learned from Karl when I took his beginner course in 2007 at the Nepean Sportsplex. My challenge when I make these clip hoop earrings is centring the hole and vertical cut. I made these jigs from copper tubes to help with that.



**Vicki Jasperse:** Kind of a simplistic approach, but then, I think that's what Karl was always striving for. I was having some challenges drilling small pearls cleanly and all the way through in one go until I found this solution. No more chasing! The second photo is Karl's own handiwork - it was in a box of wax casting material I bought from him. I keep it beside me on my workbench as a little memorial to him. Only Karl...







**Contact:**

**President**  
Kerry Day  
[pres@olmc.ca](mailto:pres@olmc.ca)

**Vice-President**  
Matthew Poirier  
[vicepres@olmc.ca](mailto:vicepres@olmc.ca)

**Secretary**  
Bob Boisvert  
[sec@olmc.ca](mailto:sec@olmc.ca)

**Treasurer**  
Rita Hudec  
[treasurer@olmc.ca](mailto:treasurer@olmc.ca)

**Workshop Chair**  
Jean-Guy Bradette  
[workshop@olmc.ca](mailto:workshop@olmc.ca)

**Membership Chair**  
Nathalie Bourget  
[memberchair@olmc.ca](mailto:memberchair@olmc.ca)

**Show Chair**  
Stéphane Jetté  
[showchair@olmc.ca](mailto:showchair@olmc.ca)

**Newsletter Editor**  
Eric Clara  
[news@olmc.ca](mailto:news@olmc.ca)

**Auction Team**  
[auctions@olmc.ca](mailto:auctions@olmc.ca)



# Pargem Designs

Your source for **hand-crafted wire-wrapped gemstone jewelry** made with 925 Sterling Silver & 14kt Gold Filled Wire, and of quality

**Over 100 different hand-cut natural gemstone cabochons to choose from!**

**38 years of lapidary experience**

Visit my Etsy web page:  
[etsy.com/ca/shop/PargemDesigns](https://etsy.com/ca/shop/PargemDesigns)

Contact me directly at: [pargem.designs@gmail.com](mailto:pargem.designs@gmail.com)

## OLMC Meeting Schedule

December 2022						
Sunday	Monday	Tuesday	Wednesday	Thursday	Friday	Saturday
				1 	2 	3 
4 	5 	6 <b>Silversmith video call 19:00</b>	7 	8 	9	10
11 	12 <i>What makes a man turn neutral?</i>	13	14	15	16	17 
18 	19	20 <b>Silversmith video call 19:00</b>	21 	22 	23 	24
25 	26 	27	28	29	30	31 



# OLMC Membership Application

New Membership  Membership Renewal

Individual **\$20**

Family (2+ persons in the same residence) **\$30**

**Benefits:**

Monthly Newsletter

Newsletter advertisement: \$25 per year for members or \$55 for businesses  
(Ten quarter pages per year over ten newsletters).

Silversmith online meeting 2/month

Mineral Interest Group online monthly meeting

OLMC online auctions

OLMC field trips

*More information can be found at <http://www.olmc.ca>  
You can also go on our Facebook page: [OttawaLapsmithandmineralclub](#)*

Names(s): \_\_\_\_\_

Address: \_\_\_\_\_

City: \_\_\_\_\_ Province: \_\_\_\_\_

Postal Code: \_\_\_\_\_ Telephone: \_\_\_\_\_

Please specify your e-mail address to receive OLMC's newsletter:

\_\_\_\_\_

Do you require a receipt?

Yes

Payments are payable by **cash, cheque** to Ottawa Lapsmith and Mineral Club, or  
**E Transfer** at [treasurer@olmc.ca](mailto:treasurer@olmc.ca)

Please mail your membership form and fees to:

Ottawa Lapsmith and Mineral Club  
P. O. Box 59028 Alta Vista, Ottawa, On K1G

5T7

*Please note that all membership information is used only for administrative purposes.*

Administration use only

Card provided:  Yes  No

Supervisor signed:  Yes  No

Date: \_\_\_\_\_